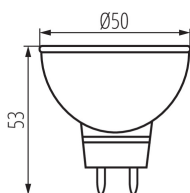


**22706 TOMI LED7W MR16-WW**

LED light source

5905339227065

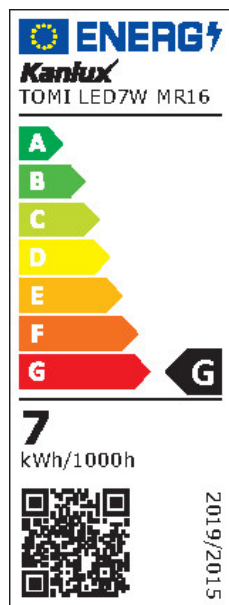


Kanlux TOMI LED are MR16 type solid LED sources of classic look. Kanlux TOMI LED sources use hybrid heat sink construction thanks to which heat exchange with the environment is much more effective. The matt glass evenly diffuses the light with its illumination angle amounting to 120°.

**TYPE OF LIGHT SOURCE:****Lighting technology used:** LED**Non-directional or directional light source:** DLS**Mains or non-mains light source:** NMLS**Connected light source (CLS):** no**Colour-tuneable light source:** no**High luminance light source:** no**Anti-glare shield:** no**Dimmable:** no**PRODUCT PARAMETERS:****Colour:** white**Compatible with a dimmer:** no**Diameter [mm]:** 50**Mercury content:** no**Rated voltage [V]:** 12 AC 50/60Hz; 12 DC**Lamp rated current [mA]:** DC 580 / AC 850**Rated power [W]:** 7**Lampshade material:** plastic**Light source:** MR16**Diode type:** LED SMD**Colour temperature:** Warm white**Cap:** Gx5,3**Rated lamp-service life [h]:** 25000**Number of on/off cycles:** ≥15000**Light source shape:** spot**GENERAL PRODUCT PARAMETERS:****Energy consumption in on-mode (kWh/1000h):** 8**Energy efficiency class:** G**Useful luminous flux  $\Phi_{use}$  [lm]:** 470**Useful luminous flux  $\Phi_{use}$  [lm]:** in wide cone (120°)**Correlated colour temperature [K]:** 3000**On-mode power  $P_{on}$  [W]:** 7**Height [mm]:** 53**Width [mm]:** 50**Depth [mm]:** 50**Colour rendering index:** 80**Chromaticity coordinates (x):** 0.44

## 22706 TOMI LED7W MR16-WW

LED light source



Chromaticity coordinates (y): 0.403

Claim of equivalent power [W]: 35

### PARAMETERS FOR DIRECTIONAL LIGHT SOURCES:

Światłość szczytowa [cd]: 225

Beam angle [°]: 120

### PARAMETERS FOR LED AND OLED LIGHT SOURCES:

R9 colour rendering index value: 8

Survival factor:  $\geq 0.9$

The lumen maintenance factor: 0.96

### PARAMETERS FOR LED AND OLED MAINS LIGHT SOURCES:

Colour consistency in McAdam ellipses:  $\leq 6$

LED light source replaces a fluorescent light source without integrated ballast of a particular wattage: Not applicable

Flicker metric (Pst LM):  $\leq 1.0$

Stroboscopic effect metric (SVM):  $\leq 0.4$

### LOGISTIC DATA:

Unit of measurement: unit

Packaging method: 10

Number of units in the secondary packaging: 10

Number of units in the packaging: 100

Net unit weight [g]: 54

Grammage [g]: 66.2

Length of a unit pack [cm]: 5

Width of a unit pack [cm]: 5

Height of a unit pack [cm]: 5.5

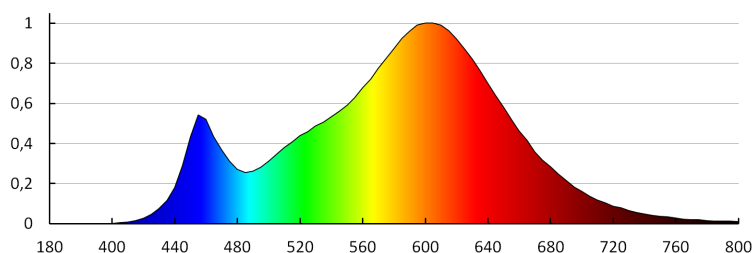
Weight of a cardboard box [kg]: 6.62

Width of a cardboard box [cm]: 28

Height of a cardboard box [cm]: 15

Length of a cardboard box [cm]: 54

Volume of a cardboard box [m³]: 0.02268



## 22706 TOMI LED7W MR16-WW

LED light source

